

THORN
LIGHTING



CANDLE

Stylish luminaires with low upward light

DURABLE AND DISCREET

A FAMILY OF SLEEK, OUTDOOR LUMINAIRES WITH LOW UPWARD LIGHT

Featuring near-zero upward light that minimises sky glow, Candle bollard and lantern have been designed to have stylish, minimalistic looks so that they can blend in with their surroundings, whilst delivering a soft, tailored light.

Following the latest science in optimal outdoor lighting for people and the environment, Candle is available in warmer colour temperatures 2200 K, 2700 K and 3000 K, offering the possibility of a warm ambience to the urban area, park or pathway it's installed in and being more considerate to wildlife that is active during the night.

The Candle range is durable, with C5 classification to protect from corrosion, a long 100,000 hour lifetime, IK10 resistance to shock and anti-vandalism screws. The IP66 sealing will stop the ingress of water, insects, dust and dirt, prolonging the great looks.



Building surrounds



Residential areas



Parks, Plazas & Promenades



Pedestrian areas and Cycle paths





BOLLARD

One of the few bollards on the market with low upward light output (ULOR), Candle has been designed for discreet lighting in areas such as paths and building surrounds. The stylish bollard is available in a choice of four colour temperatures and with a range of dimming controls.

INTEGRATED MOTION DETECTION SENSOR

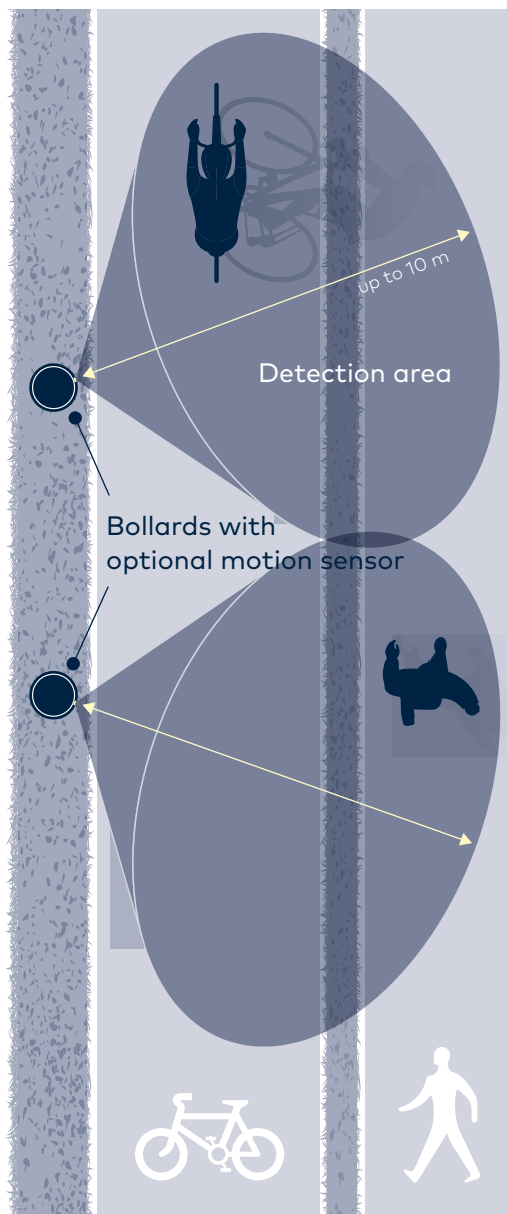
Candle bollard has the option of an integrated motion sensor, housed behind a plastic door. From a typical mounting height of 1 metre, the sensor covers an area 6 metres wide and 10 metres deep.

From a low-power default of 20 % when no motion is detected, the bollard's light is dimmed to preserve the nocturnal environment and save energy. When motion is detected, the luminaire increases to 100 % power, with a five-minute hold time. This provides passing pedestrians and cyclists with a sense of safety and guidance. The light then slowly powers down to 20 % over a 30-second period.

*These settings can be modified on request.



Top view




Black inner ring to cut off light spill

Black inner cone minimises upward light

Clear conical bowl enhances downward optical efficiency

UV stabilised PC bowl

Gear tray hidden in the bollard or column



LANTERN AND COLUMN

An elegant and minimalistic lantern featuring a dark inner cone and a prismatic diffuser that tailors the light output to be soft and comfortable with low perceived glare. Combined with its precisely engineered column, Candle will easily blend into its local environment.

Candle lantern has an environmentally sensitive optical design that ensures less than 1% upward light, helping to minimise sky glow at night. Available in a range of four colour temperatures and a choice of dimming control options including DALI2 and Bi-Power switch. Column available to order separately.




Bi-Power switch (BPS)
Requires no external control wiring, and can be easily customised or turned off



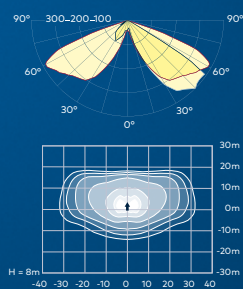
Thorn A-PEC[®] optical engine with 8 or 18 LEDs



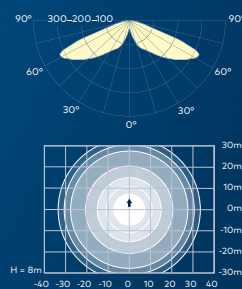
Prismatic diffuser option for glare control and a more elegant lighting signature



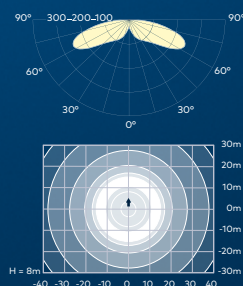
Street Comfort (CST)



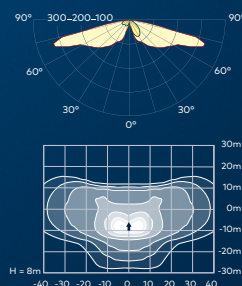
Radial Symmetrical Comfort (RSC)



Rotational Symmetrical (RS)



Wide Street (WST)



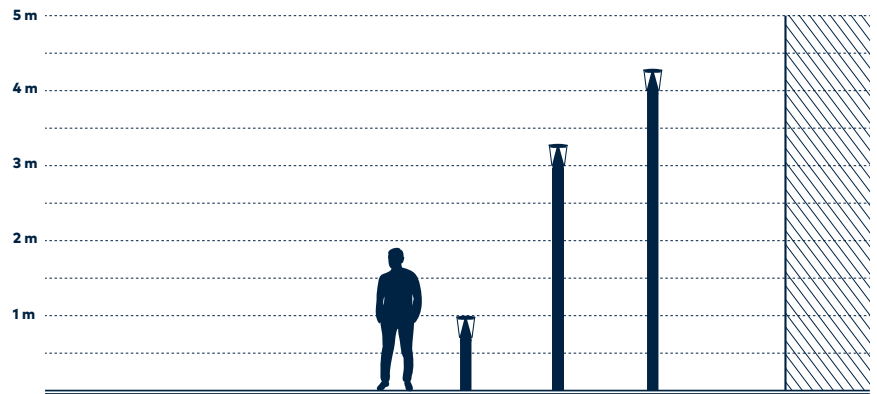
INSTALLATION POSSIBILITIES

Bollard:

- 1 metre height with flange or root mounted
- Prewired with 1 metre 1.5 mm² HO7RNF
- Access door for motion detection and BPS variant

Lantern:

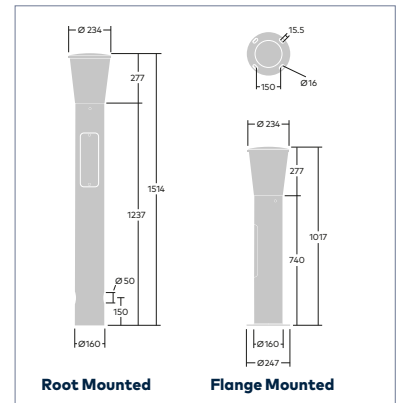
- Prewired with 3, 4 or 5 metres 1.5 mm² HO7RNF
- To be mounted on dedicated columns 3 or 4 metres in height
- Grey tray located in the pole



CONFIGURATION GUIDE - CANDLE BOLLARD

thornlighting.com/CNDB

CN B	8L35	830	RSC	-	MAS	-	-	-	CL2	MPL	ANT
Range	LED/mA	CRI/CCT	Optics	Comfort	Controls	Dimming	DALI	Fuse	Safety	Mounting	Colours
											RAL
											ANT Texturised anthracite
											GY Texturised light grey
											BK Texturised black
										MPL Flange mounted	
										MGR Root mounted	
									CL1 Electrical class 1		
									CL2 Electrical class 2		
									- optional		
									SP 10kV Surge Protection Device		
									- optional		
									HFX DALI2		
									- optional		
									BSxxxx Bi-Power switch		
									BPL Bi-Power line		
									MLD1 Multi-layer Dimming scenario 1: 100 %, at 22:00 75 %, at midnight 50 %, at 05:00 75 %, then 100 % at 07:00		
									- optional		
									MAS Motion detection Master		
									SLA Motion detection Slave		
									- optional		
									PR Prismatic foil		
											RS Rotational Symmetrical
											RSC Radial Symmetrical Comfort (Dark Skies friendly)
											CST Street Comfort (Dark Skies friendly)
											WST Wide Street
											722 CRI70 2200 K
											827 CRI80 2700 K
											830 CRI80 3000 K
											840 CRI80 4000 K
											8L25 8 LEDs 250 mA
											8L35 8 LEDs 350 mA
											8L50 8 LEDs 500 mA
											8L70 8 LEDs 700 mA
CN B	Candle Bollard										




















CANDLE BOLLARD

Configure the ideal product solution with myProduct. The myProduct configurator allows you to quickly and easily configure the luminaire to suit your individual needs. Try it now at www.thornlighting.com/myproduct

DISCOVER

CANDLE

	CANDLE BOLLARD	CANDLE LANTERN
	8 LEDs	18 LEDs
	2200 K / 2700 K / 3000 K / 4000 K	
	Up to 1800 lm	Up to 5900 lm
	Up to 98 lm/W	Up to 115 lm/W
CRI	80	70 / 80
ULOR	0.9 % - 1.2 %	
	A-PEC® optics	
	Prismatic diffuser (optional)	
	IP66	
	-20 °C to 25 °C	
	IK10	
	Corrosion resistant (C5)	
	UV Resistant	
	6 kV multi pulse differential mode (10 kV single pulse common mode) Surge protection device	
	DALI2, Bi-Power Line, Bi-Power Switch, Multi-layer dimming, Motion detection	DALI2, Bi-Power Line, Bi-Power Switch, Multi-layer dimming
	Flange or root mounted	On 3 or 4 metre dedicated column
	100 000 h B10L90@25 °C	100 000 h B10L90@25 °C 700mA 100 000 h B10L85@25 °C 1050mA
	MacAdam 5	
	Texturised anthracite, light grey, black and 48 additional RAL colours	



As a globally leading luminaire manufacturer, Thorn Lighting provides a five-year warranty for its complete product range within all European Countries.
thornlighting.com/guarantee

Thorn Lighting is constantly developing and improving its products. All descriptions, illustrations, drawings and specifications in this publication present only general particulars and shall not form part of any contract. The right is reserved to change specifications without prior notification or public announcement. All goods supplied by the company are supplied subject to the company's General Conditions of Sale, a copy of which is available on request. All measurements are in millimetres and weights in kilograms unless otherwise stated.
01/2023 (INT)

**WE
MAKE
LIGHT
WORK**